

Anchor[®]

Memories,
memories



AnchorCrafts.com

   @anchorcrafting

Designed by Anchor Studio

Design No.: ANC0004-10

MEZ GmbH, 2019. All Rights Reserved.



ANC0004-10 Memories, memories

Anchor Stranded Cotton No. 4635000-



1 x 00001, 00225, 00228, 00306, 00978

Anchor Metallic No. 4316000-

1 x 00300


Embroidery




Intermediate

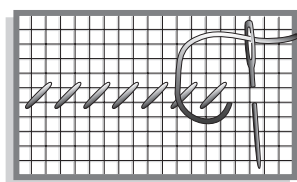


about 30 x 25 cm

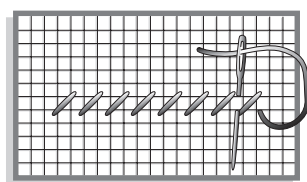




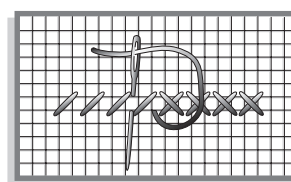
USED STICHES



Step 1



Step 2



Step 3

Cross stitch



x 3



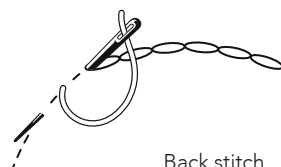
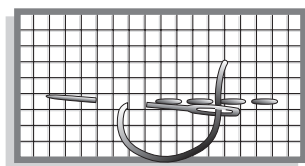
1



225



306



Back stitch



x 3

228

306

978

300

GENERAL RECOMMENDATIONS FOR THE PROJECTS

Fabric: We recommend an evenweave fabric for Cross Stitch, combined with a tapestry needle of corresponding size. For Freestyle embroidery either a very fine evenweave fabric or closely woven fabric for use with an embroidery/ crewel needle.

Obviously needle sizes will depend on fabric.

EMBROIDERY TIPS & TRICKS

Tip: Always work Cross Stitch with a tapestry needle. Always work Cross Stitch first, then Back Stitch and Straight Stitch. Each square on the chart represents one Cross Stitch. The lines/strokes represent Back Stitches.